



## How to use Contacts in iCloud

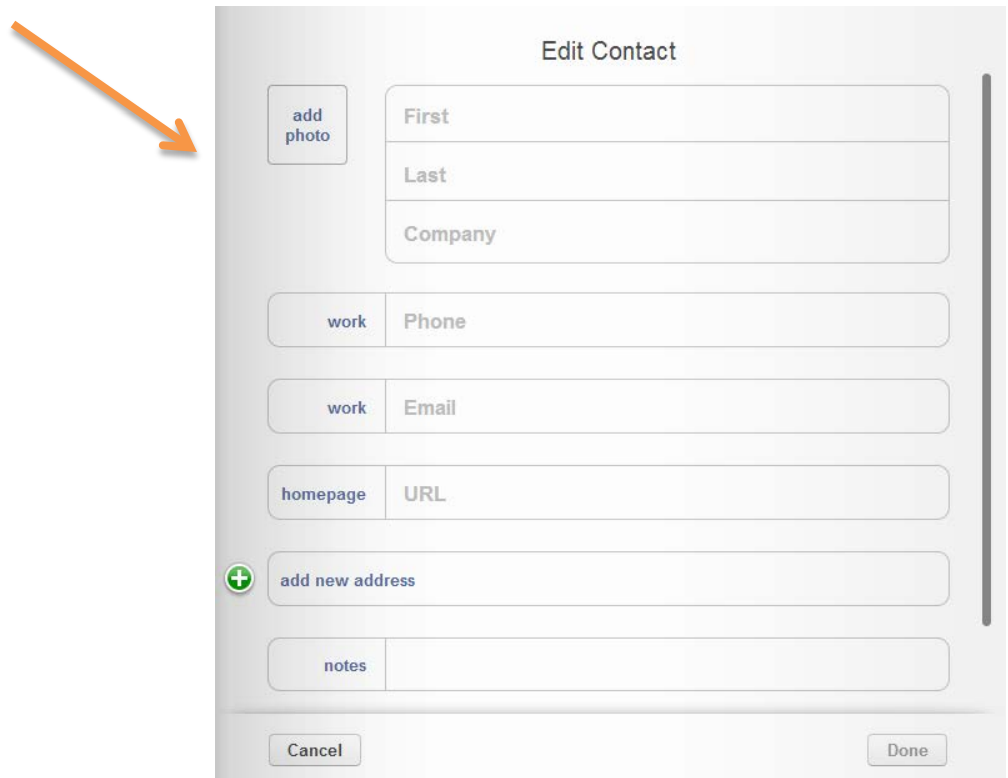
1. Log onto [iCloud](#)
2. Click on the Contacts icon



3. To add an contact click on the add button on the center bottom



4. Here you can add their name, company, phone number, email, their homepage, their address, and notes about the person



The 'Edit Contact' form contains the following fields and controls:

- add photo** button
- First** (text input)
- Last** (text input)
- Company** (text input)
- work** | **Phone** (text input)
- work** | **Email** (text input)
- homepage** | **URL** (text input)
- + add new address** (text input)
- notes** (text input)
- Cancel** button
- Done** button